

Assignment 2

NAME

Alex Zhao

SKILL

Graphic designer

HIS WORK




TIMELINE

- A rough design for the printing will be made on January 27th.
- February 3rd fine tuning (design details, final print test).
- The final printing is completed on February 6, and the finished product is printed.

INCORPORATION

I will responsible for the design and development of the pattern, and he will responsible for the design optimization and typography.

Collaborator




Physical printing of
mail hauberk
Inspired by wire mesh and
mail hauberk, hand-drawn
and computer-drawn
designs combine original
wire mesh patterns to
mimic the texture and
texture of mail hauberk.

PLAN 1

PLAN 2


Abstract optical illusion
printing

It still inspired by barbed
wire, the design was focused
on making abstract patterns
of the wire that fit the
curves of the human body.




PLAN 1

Inspired by the iron ring armor of medieval times. The use of translucent rings stacked on top of each other mimics the way iron ring armor is attached.



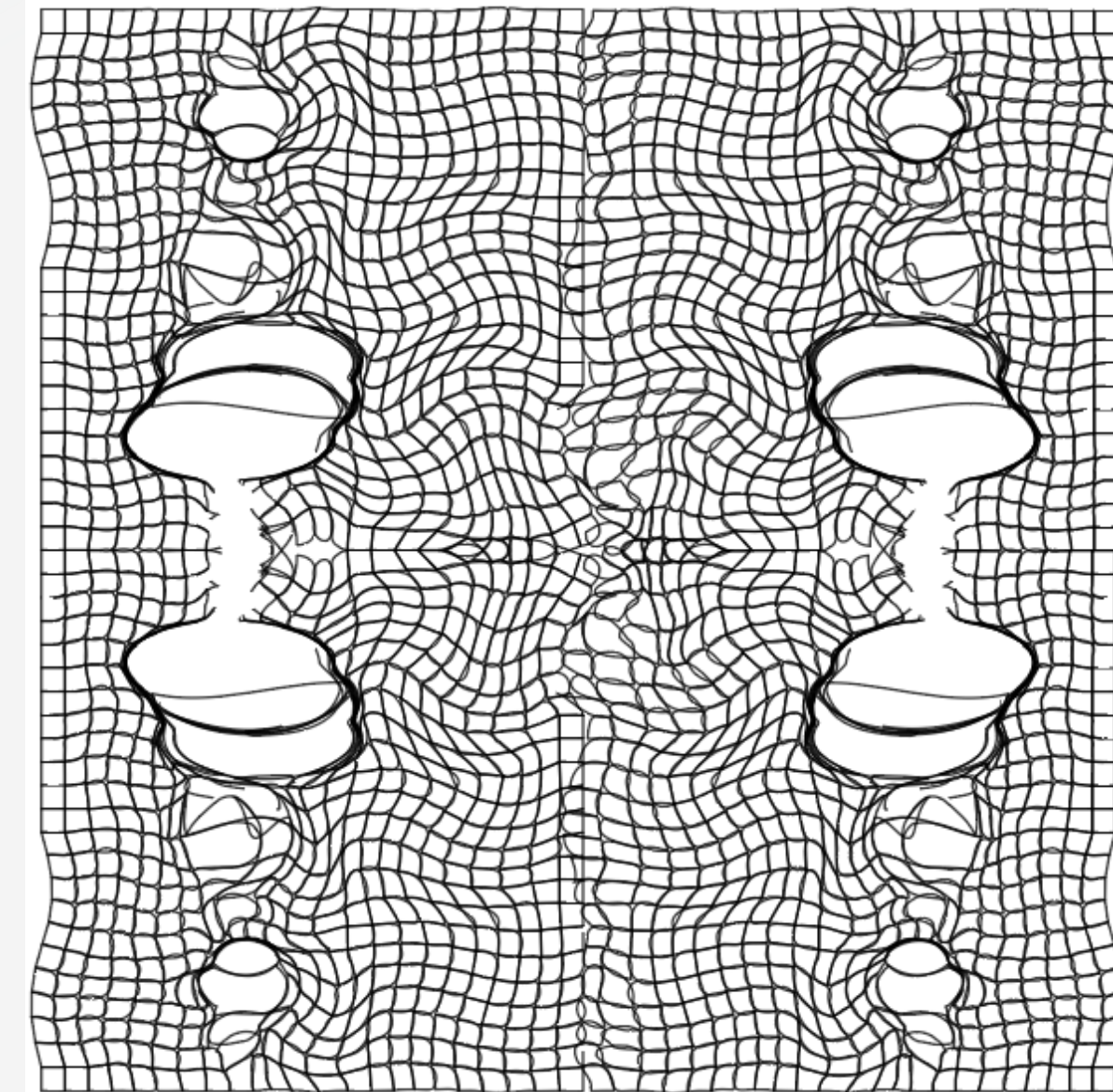
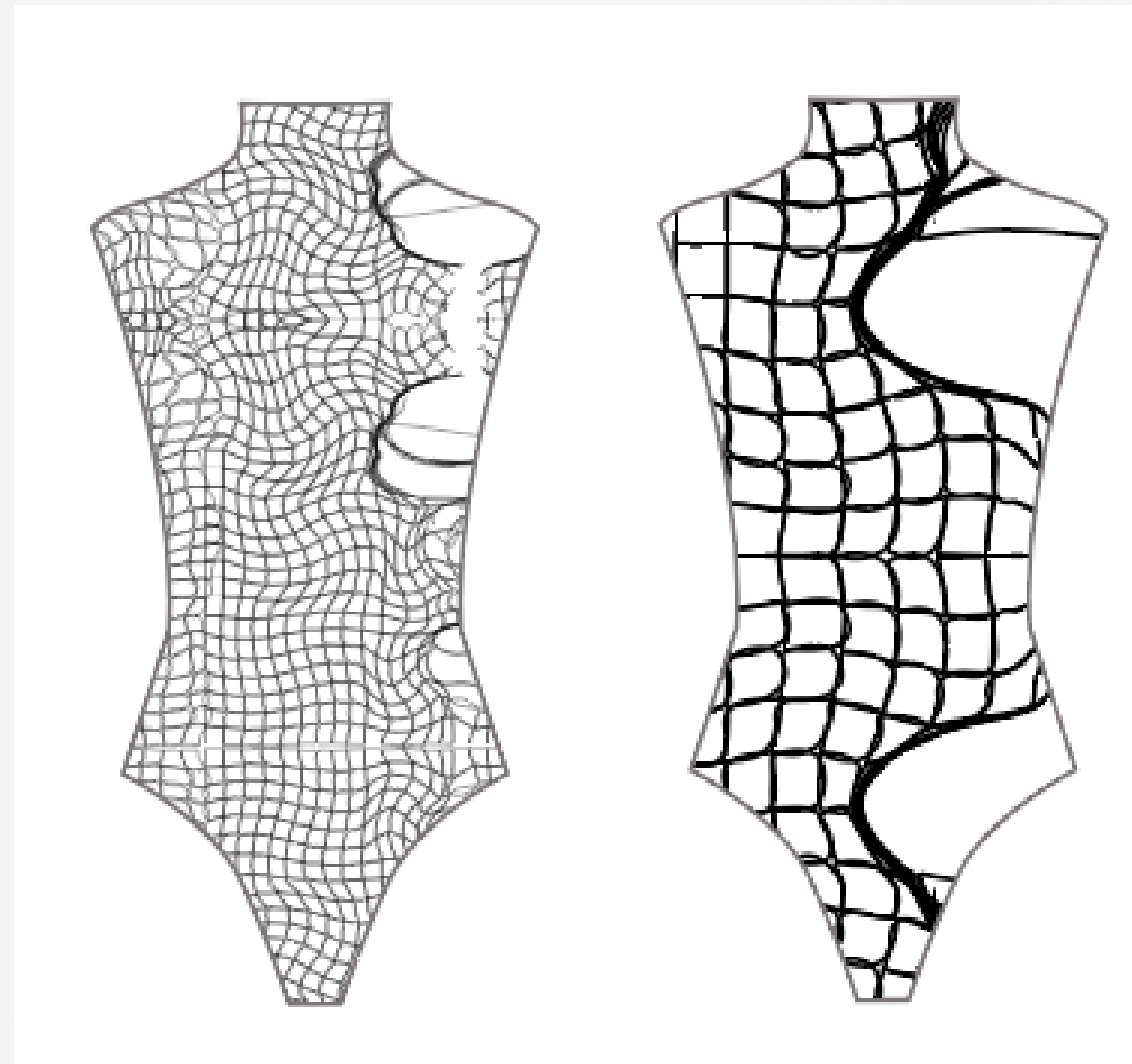
PLAN 2

Inspired by barbed wire, the grid is twisted to make a broken barbed wire.



Final print

Unfortunately due to his time problem, we can't have more discussion on AI techniques, for example, how to make complex asymmetric patterns into circular patterns. So only a simple one is made for now, and if we decide to apply this wire mesh pattern in the future, we will discuss more closely how to make a circular pattern.





Demo reel

The person I worked with this time, Alex, he is my friend that I have always known well. Throughout the print development process, he used his graphic skills to help us overcome many challenges together. So the overall cooperation was very pleasant!

Thank you
